

# Medina County


## Oasis in the Desert?



**Steve Hambley**  
Medina County Commissioner



## National Economic Conditions over the Past Several Years



**Medina County Fights the Trend!!**



# Medina County a Leader in Northeast Ohio

- Growing Faster

	1950	1960	1970	1980	1990	2000	2010
<b>Medina</b>	40,417	65,315	82,717	113,150	122,354	151,095	172,332

- Fastest growing county in Northeast Ohio in the last decade
- Medina County is 16<sup>th</sup> largest county out of 88 in the State of Ohio

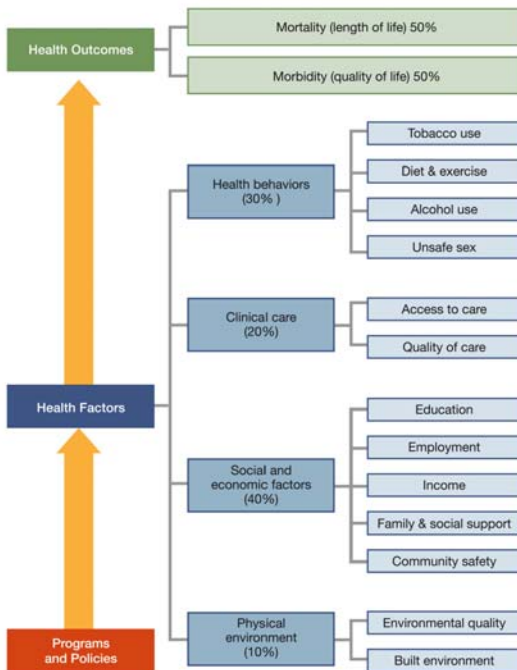
<b>Percent Change 1990 to 2000</b>	<b>Percent Change 2000 to 2010</b>
23.50%	14.10%

- We also lead in

- Health Factors and Outcomes
- Genuine Progress



## County Health Rankings by Robert Wood Johnson Foundation (March 2011)



County Health Rankings model ©2010 UWPHI



## County Health Rankings by Robert Wood Johnson Foundation (March 2011)

### Health Factors Rankings

Rank	Health Behaviors	Rank	Clinical Care	Rank	Social & Economic Factors	Rank	Physical Environment
1	Delaware	1	Delaware	1	Delaware	1	Jackson
2	Geauga	2	Warren	2	Geauga	2	Lorain
3	Warren	3	Cuyahoga	3	Medina	3	Pike
4	Holmes	4	Greene	4	Warren	4	Licking
5	Medina	5	Montgomery	5	Union	5	Highland
6	Wood	6	Lucas	6	Mercer	6	Fayette
7	Ashland	7	Mahoning	7	Fairfield	7	Greene
8	Darke	8	Hamilton	8	Greene	8	Clark
9	Greene	9	Clinton	9	Lake	9	Montgomery
10	Madison	10	Stark	10	Putnam	10	Morrow
11	Seneca	11	Clermont	11	Wood	11	Hocking
12	Mahoning	12	Medina	12	Auglaize	12	Richland
13	Hamilton	13	Licking	13	Hancock	13	Erie
14	Carroll	14	Putnam	14	Portage	14	Geauga
15	Summit	15	Shelby	15	Clermont	15	Wyandot
16	Trumbull	16	Henry	16	Madison	16	Belmont
17	Cuyahoga	17	Fairfield	17	Butler	17	Medina
18	Preble	18	Summit	18	Ottawa	18	Crawford



## County Health Rankings by Robert Wood Johnson Foundation (March 2011)

### Health Outcomes Rankings

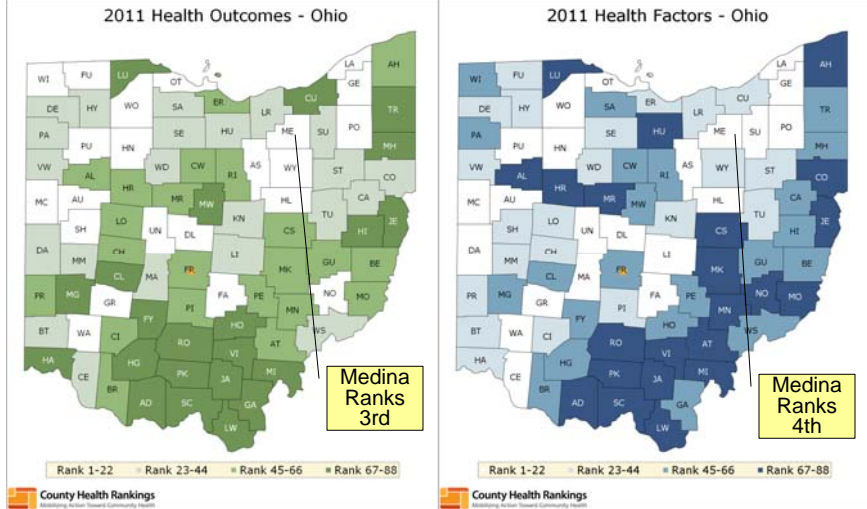
The summary health outcomes ranking is based on measures of mortality and morbidity. Each county's ranks for mortality and morbidity are displayed here. The mortality rank, representing length of life, is based on a measure of premature death: the years of potential life lost prior to age 75.

The morbidity rank is based on measures that represent health-related quality of life and birth outcomes. We combine four morbidity measures: self-reported fair or poor health, poor physical health days, poor mental health days, and the percent of births with low birthweight.

Rank	Mortality	Morbidity
1	Delaware	Holmes
2	Geauga	Mercer
3	Medina	Delaware
4	Putnam	Wayne
5	Warren	Geauga
6	Hancock	Medina
7	Greene	Auglaize



## County Health Rankings by Robert Wood Johnson Foundation (March 2011)



## Genuine Progress Indicator

“The Genuine Progress Indicator as an economic and well-being indicator for Ohio: A summary”

**Table 1. Factors incorporated into the Genuine Progress Indicator**

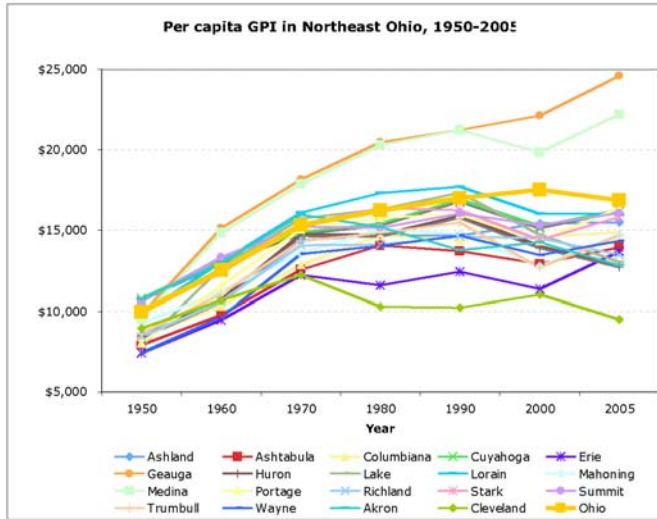
Economic variables	Social variables	Environmental variables
Personal consumption per capita	Cost of crime	Cost of water pollution
Income distribution	Cost of family breakdown	Cost of air pollution
Consumption adj. for income inequality	Loss of leisure time	Cost of noise pollution
Value of household labor	Cost of underemployment	Loss of wetlands
Value of volunteer work	Cost of consumer durables	Loss of farmland
Services of household capital	Cost of commuting	Depletion of nonrenewable resources
Services of highways and streets	Cost of household pollution abatement	Long-term environmental damage
Net capital investment	Cost of automobile accidents	Cost of ozone depletion
Net foreign lending and borrowing		Loss of forest cover

- Bagstad, K.J. and M.R. Shammin. The Genuine Progress Indicator as a measure of regional economic welfare: A case study for Northeast Ohio. Gund Institute for Ecological Economic, University of Vermont. Manuscript in preparation. Partnership with Green City Blue Lake, Cleveland, Ohio.



# Genuine Progress Indicator

Medina County a leader in Genuine Progress



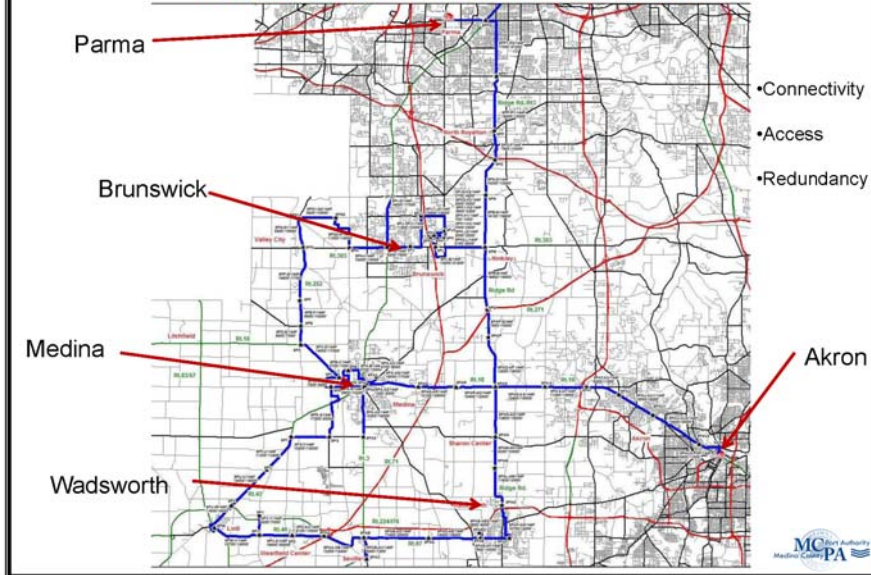
Per capita GPI in Ohio, Akron and Cleveland, and 17 Northeast Ohio counties, 1950-2005



## Medina County: Keeping A Sustainable County

- Economic Drivers
  - Fiber Optic Project
  - Hospitals and Healthcare
  - Higher Education & Education Quality
  - Tourism on the horizon
- Medina tied to Regional Economy
  - Cleveland Plus+
  - Team NEO
  - Medina County Economic Development Corp. and Medina County Port Authority
  - NOACA (infrastructure)

## Fiber Network Overview



## Fiber Network Overview

- 157.5 mile dark fiber optic network
- Connecting all major urban communities in Medina County
- Connectivity with existing networks
- Wadsworth, Summit County and Cuyahoga County
- Network provides redundancy for users
- Create competition amongst providers by providing neutral platform
- Government Agencies, Schools, Hospitals, Libraries, Private Enterprise



## Fiber Network Overview

- Local service providers (Frontier, others) able to utilize the network to expand and compete to deliver services
- Network to provide geographical coverage to major population centers
- Funding “last mile” connectivity
- Ownership – Port Authority
- Manager and General Contractor – OneCommunity



## Medina County Port Authority Fiber Optic Project

- \$13,630,000 (estimated)
- \$5MM - Recovery Zone Economic Development Bonds
- \$7.6MM - Recovery Zone Facility Bonds
- \$1MM - Taxable Bonds
- 20 year term
- Capitalized Interest gross funded through 6/1/2012
- All project revenues pledged to indenture, including subsidy payments
- Bonds secured by County appropriation pledge of non-tax revenues to replenish reserve fund
  - Five municipalities (Brunswick, Medina, Wadsworth, Seville and Westfield) have joined with County in pledging local funds



# Fiber Network Overview

## OneCommunity

- Operator/manager
- Operate networks in Cuyahoga and Summit Counties – tie in to existing networks
- 5 year contract
- Plan & construct route
- Budget covers:
  - Construction
  - Last mile
  - User equipment
- OneCommunity awarded \$45MM of ARRA Grants
  - \$1.6MM to Medina County Project



# Economy

## Economic Drivers of Local Economy

- Manufacturing Base
  - Recent expansions – Sandridge, Falcon
- Hospitals & Healthcare
  - Southwest Hospitals 24 hr- Emergency Center in Brunswick
  - Summa at Lake Medina – opens fall of 2010.
    - Phase 2 expansion allocated \$7.5 million RZFB's
  - University Hospitals – opened summer 2010
  - Cleveland Clinic (\$40MM expansion plan)



# Economy

## Economic Drivers of Local Economy

- Higher Education
  - University of Akron MCUC, Lorain Community College/ U of A Midpoint Campus
  - Tri-C new 33,000 SF building
    - Scheduled to include four year universities: *Cleveland State University, Baldwin-Wallace College, Ashland University, Ursuline College and Tiffin University.*
  - Attractive to new residents as well as to new employers
  - Access to education and well educated workforce
- Schools all rated “excellent” or higher by State of Ohio
  - Only county in the State of Ohio with rating
  - School Sales Tax for Capital Improvements benefiting districts



# Tourism on the Horizon

- Chippewa Landings
  - Chippewa Partners LLC master-planned mixed use lakeside resort
  - Will add jobs in the County but also expand the opportunity for tourism and recreation on a local level
- Brunswick’s Marketplace Retail Development
  - Allocated \$16 million in Recovery Zone Bond at start of 2010 but unable to meet the December 31, 2010 bond issuance deadline established by the federal government.
  - Scheduled for next year according to developer Osborne Capital.
  - Major Outdoor Retailer would further expand opportunity for tourism



## Sustainable Medina County

- In position for
  - continued growth
  - continued progress
  - continued healthy outcomes
  - continued excellent quality of life.